


Module/ Week	Composition	Literature	Grammar
1	5-paragraph intro & mini-lesson	Book 1 Explorers or Native Americans	prepositions
2	descriptive essay (WW ch 26)	Book 1 setting project	prepositional phrases
3	descriptive essay	Finish Book 1 Start Book 2	nouns
4	descriptive essay	Book 2 Colonial America	nouns
5	poetry mini-project	Book 2 character chart	pronouns
6	biographical narrative (WW ch 4)	Book 3 plot line <i>My Brother Sam Is Dead</i>	pronouns
7	biographical narrative	Book 3 plot line <i>My Brother Sam Is Dead</i>	verbs
8	biographical narrative	Book 3 plot line <i>My Brother Sam Is Dead</i>	verbs
9	poetry mini-project	Nonfiction research on semester project KWL Chart	verbs & writing
10	explaining a political process (WW ch 7)	Nonfiction research on semester project KWL Chart	verbs & writing
11	explaining a political process	Book 4 conflict	subjects
12	explaining a political process	Book 4 conflict project	subjects
13	poetry mini-project	Book 4 conflict project	adjectives
Fall Break	Thanksgiving		
14	cause & effect essay (WW ch 11)	Book 5 point of view project	adjectives
15	cause & effect essay	Book 5 point of view project	adverbs
16	cause & effect essay	Book 5 point of view project	adverbs
Winter Break	Happy Holidays!		

Module/ Week	History Topic	Literature	
17	compare/contrast essay (WW 15)	Book 6 <i>Across Five Aprils</i> lit techniques chart	sentence diagramming
18	compare/contrast essay	Book 6 <i>Across Five Aprils</i> lit techniques chart	sentence diagramming
19	compare/contrast essay	Book 6 <i>Across Five Aprils</i> lit techniques chart	sentence diagramming
20	poetry mini-project	Book 7 figurative language chart	complements
21	persuasive essay (WW 20)	Book 7 figurative language chart	complements
22	persuasive essay	Book 7 figurative language chart	complements
23	persuasive essay	Nonfiction research on semester project KWL chart	diagramming complements
24	poetry mini-project	Nonfiction research on semester project KWL chart	punctuation
25	analyzing a primary source (WW 23)	Bonus Book	punctuation
	Spring Break		
26	analyzing a primary source speech	Bonus Book	punctuation
27	speech	Book 8 theme <i>Code Talker</i>	punctuation
28	practice speech creative story	Book 8 theme <i>Code Talker</i>	punctuating dialogue
29	speeches given in class creative story	Book 8 theme <i>Code Talker</i>	punctuating dialogue
30	speeches given in class creative story	Book 9	verbals
31	creative story	Book 9	verbals
32	poetry mini-project	Book 9	verbals

Required Texts

Richbaub's Introduction to Middle School Grammar by R. M. Gieson, 2012.
ISBN: 978-1466479449



It is recommended that students in the English/American history bundle have the United States History text from Holt McDougal as it has "writing workshop" activities that we will utilize in this course.

All students will read these three novels for Books 3, 6, & 8

My Brother Sam Is Dead by James and Christopher Collier

Across Five Aprils by Irene Hunt


Code Talker: A Novel About the Navajo Marines of WWII by Joseph Bruchac

**Suggested Texts**

It will be assumed that the student is able to write a 5-paragraph essay (with minimal instruction) for the course. If your student could use more help with this, here is a helpful yet inexpensive resource I suggest you purchase; it is available on Amazon. I will include page numbers a student could refer to on composition assignments when applicable.

How to Write a 5-Paragraph Essay Step-by-Step by Jay Matthews.
Happy Frog Writing Resources, 2020. ISBN: 979-8616957269

In class, I will use its companion, *How to Edit & Revise Your Essay Step-by-Step*. It's not necessary to purchase this, but if you would like to have a copy for your student to mark, feel free to do so. Same author, ISBN: 979-8718145823



Suggested book titles for the other 6-7 literature books will be emailed once a family registers. Two nonfiction books for each semester project will also be needed. The three required novels, the six suggested novels, and the two nonfiction books can all be gotten from your local library, if you prefer.